



# Can Coupler

Installation Instructions 6-20 v.3

**Main  
can**



**Towed  
can**

## Step 1

Hook the Can Coupler to the main can's lower lift bar. In most cases Can Couple's can remain in place on either the lift bar or the second cans handle. Use one PTO to secure cans lift bar to the Can Coupler

## Step 2

Handle of second can being towed. Use one PTO clip to secure the handle to the Coupler.

Note: if possible the heavier can should be the main can, and the lighter one the tow can.

For secure towing please secure the handle of the main can by using our hold down straps or PTO clips



## Thank You for your order

*If you have any questions or concerns with your order, text us at 608-607-2788 or send an email to- [info@garbagecommander.com](mailto:info@garbagecommander.com)*

*Before leaving a negative review, Contact us, we promise to make things right with you. \*Help us grow by spreading the word and taking the time to leave a positive review.\**

[garbagecommander.com](http://garbagecommander.com)



## Help us grow

by letting others know about our products

**Installation Videos**

[garbagecommander.com](http://garbagecommander.com)

or

[youtube.com](http://youtube.com)



PROUDLY MADE IN THE USA

Garbage Commander by:

LaMalco LLC – PO Box 2812 Janesville, WI. 53547-2812



Garbage Hooks are patented and made in the USA.

Patent US 9,789,741 B1

# Can Coupler

Installation Instructions 6-20 v.3

**Main  
can**



**Towed  
can**

## Step 1

Hook the Can Coupler to the main can's lower lift bar. In most cases Can Couple's can remain in place on either the lift bar or the second cans handle. Use one PTO to secure cans lift bar to the Can Coupler

## Step 2

Handle of second can being towed. Use one PTO clip to secure the handle to the Coupler.

Note: if possible the heavier can should be the main can, and the lighter one the tow can.

For secure towing please secure the handle of the main can by using our hold down straps or PTO clips



## Thank You for your order

*If you have any questions or concerns with your order, text us at 608-607-2788 or send an email to- [info@garbagecommander.com](mailto:info@garbagecommander.com)*

*Before leaving a negative review, Contact us, we promise to make things right with you. \*Help us grow by spreading the word and taking the time to leave a positive review.\**

[garbagecommander.com](http://garbagecommander.com)



## Help us grow

by letting others know about our products

**Installation Videos**

[garbagecommander.com](http://garbagecommander.com)

or

[youtube.com](http://youtube.com)



PROUDLY MADE IN THE USA

Garbage Commander by:

LaMalco LLC – PO Box 2812 Janesville, WI. 53547-2812

Garbage Hooks are patented and made in the USA.

Patent US 9,789,741 B1